



FLEXI CLASSES
LTL LANGUAGE SCHOOL

Знакомство через интернет

Meeting via Web

LEVEL
B1+

FREE SPEAKING

MC



HOW IT WORKS



- ❖ We will talk about the theme of the lesson through two provided materials.
- ❖ Students will lead the conversation. The teacher will help you with the social/cultural context, word use, and give you suggestions when talking.
- ❖ Once you finish talking about one material, move on to the next.
- ❖ By the end of the class, students and teacher will summarize what have been discussed in class.



RULES



- ❖ **No English!**
- ❖ **Going off topic** is ok as long as the conversation is comprehensive. The material is **only a starting point**.
- ❖ Reply directly to other students' thoughts. **No need to wait** for the teacher to call your name.
- ❖ You can **interrupt your teacher** and speak up at any time. **Don't be shy** to speak. **Do not wait** for your name to be called.
- ❖ Be respectful.



WHAT TO KNOW

We are mimicking a **natural real-life conversation**. No script! You *don't have to understand* every word. It's OK to be messy and experimental. Just keep the conversation going with whatever you're having. No judging!

It's normal if you feel overwhelmed. Your teacher is always there to help.





SUGGESTIONS

Free Speaking can be about:

- Sharing personal experience
- Agreeing and disagreeing
- Challenging someone's ideas
- Dealing with a problem
- Discuss advantages and disadvantages
- Giving advice and solutions
- Persuading sb to do something



Tips to a great conversation: ***ask good questions.***

Or, take this lesson again. Each discussion is different every time.





TOPIC 1

Video: Городок - Знакомство в интернете | YouTube

Link: <https://youtu.be/2QInlYQab54?feature=shared>

Description/Context: Юмористическая программа про знакомство в интернете

Time: 00:00-02:10 (2 минуты 10 секунд)



Городок - Знакомство в интернете

134 тыс. просмотров • 3 года назад



Городок

Отрывок передачи Городок, Стоянов, Олейников.

Topic 1 discussion time: 30-35 minutes

- Analyze the material: 10 minutes
- Free Speaking: 20-25 minutes





TOPIC 1

Analyze the video - *10 minutes* (any prompt applied)

Что...? _____

Почему...? _____

Кто...? _____

Когда...? _____

Где...? _____

Каким способом...? _____

Как...? _____

Сколько...? _____

Какой возраст...? _____

Как долго...? _____

Как часто...? _____

Word list:

Extra context (if any):



TOPIC 1

Free Speaking – 20-25 minutes

Понравилось ли вам это видео? Был ли у вас похожий опыт?

Напоминает ли это вам о чем-нибудь еще? Расскажите подробнее.






FREE NOTE



TOPIC 2

Что эти картинки значат для вас?



Decide on a picture and a topic, and start a conversation.

***Hint:** Can you link it with your talk in Topic 1?*

Topic 2 discussion time: 15 - 20 minutes





TOPIC 2

Topic of discussion: _____

Note:

Word list:

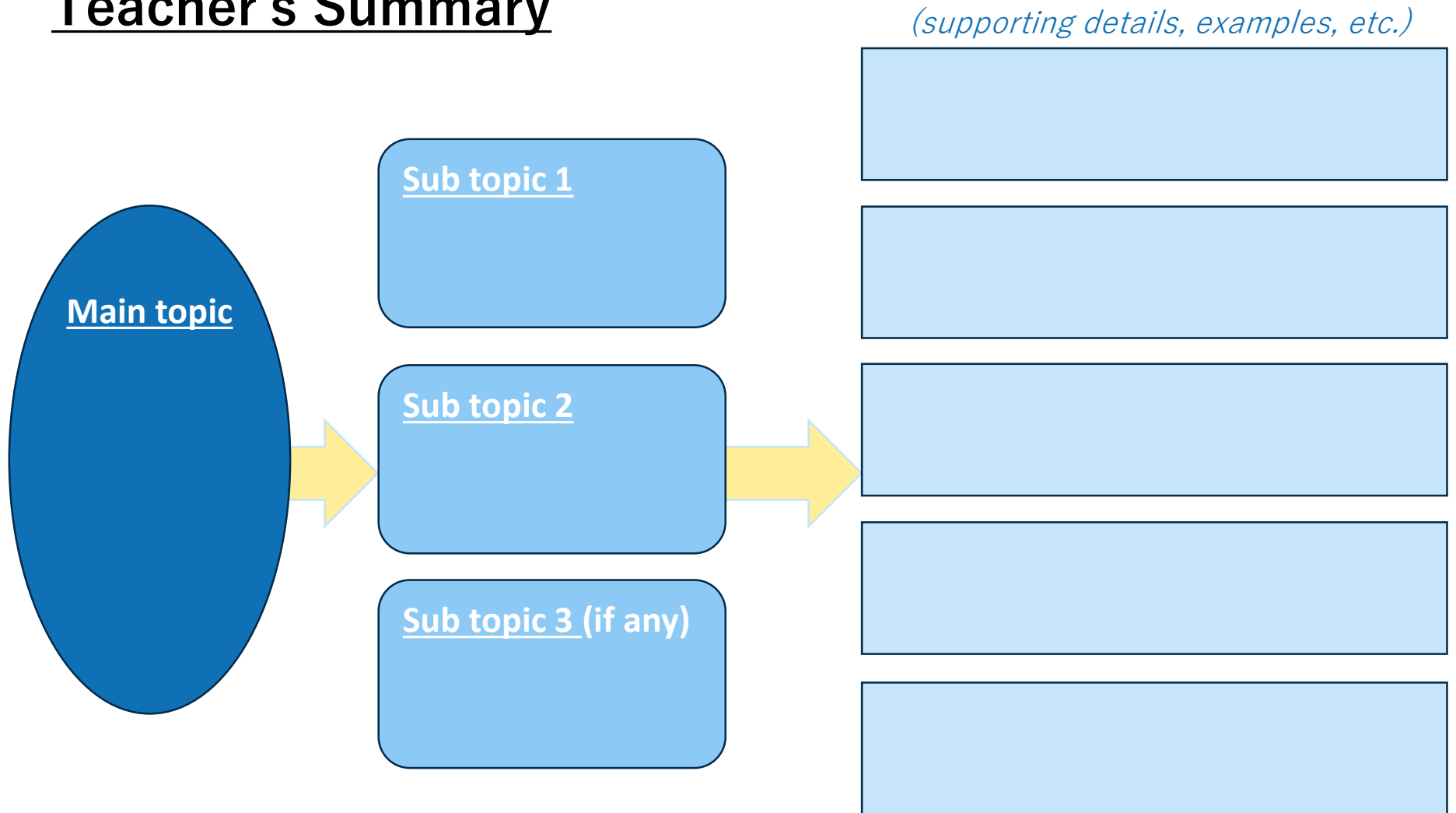


FREE NOTE



SUMMARY

Teacher's Summary





FLEXI CLASSES
LTL LANGUAGE SCHOOL

This study material was created by LTL Online School and can be used for free by anyone who wants to learn this beautiful language.

LEARN, TRAVEL, AND LIVE THE LANGUAGE

www.ltl-school.com

Beijing: www.ltl-beijing.com

Shanghai: www.ltl-shanghai.com

Singapore: www.ltl-singapore.com

Taipei: www.ltl-taiwan.com

Chengdu: www.ltl-chengdu.com

Xian: www.ltl-xian.com

LEARN CHINESE FOR FREE



www.youtube.com/LTLMandarinSchool



www.instagram.com/ltlmandarinschool



www.twitter.com/ltlmandarin



www.pinterest.com/ltlmandarin/



www.facebook.com/LTLSchool

DO NOT MODIFY, EDIT, OR CHANGE THIS PDF